



# Blaze Black Volt White 2

## STARTER & LEGENDARY GUIDE

Starters are found a bit different to other Pokémon. You can pick up three basic forms from Harlequins, and then the rest must be captured in their middle forms in the Hidden Grottos. Which starter you can receive from the Harlequins depends on the season. The locations of these Harlequins and what season gets you what is listed below.

As for legendaries, having them available in the wild is an aesthetical crime, and back in Blaze Black and Volt White it was always quite an awkward thing - albeit necessary - to do. However, Blaze Black 2 and Volt White 2 have a little upgrade, and legendaries are now actually found on the map using their overworld sprites.





Their rules are mostly the same as Spirit Gold, as scripting to Sacred Gold & Storm Silver level is difficult currently due to the lack of scripting tool (at least as I write this). The legendaries will generally be revealed after talking to a specific person or performing a certain action; these are explored in detail on the next page.

Note that Phione is not counted as a legendary for the purposes of this guide. As a result, it is just found ordinarily in the wild.

## THE FIRST STARTER GIFT – VIRBANK CITY

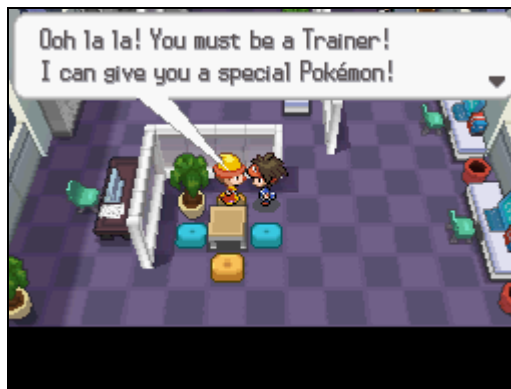


The left picture here shows the position of the house in which the Harlequin lies, and the right is where he is inside. The Pokémon he can give you are as follows...





SPRING	SUMMER	AUTUMN	WINTER
			
<b>SQUIRTLE</b>	<b>CYNDAQUIL</b>	<b>TREECKO</b>	<b>PIPLUP</b>
Level 10	Level 10	Level 10	Level 10
Water	Fire	Grass	Water
Available as Wartortle in Route 5 Grotto.	Available as Quilava in Route 6 Cave Grotto.	Available as Grovyle in Lostlorn Forest Grotto.	Available as Prinplup in left Route 13 Grotto.

Please note that you can only receive one of these four starters from the Harlequin! To get the remaining three, you will need to find them individually in the Hidden Grottos. Exhaustive lists for the Hidden Grotto Pokémon encounters are listed in the Wild List document.

## THE SECOND STARTER GIFT – CASTELIA CITY



The left picture here shows the position of the building in which the Harlequin lies, and the right is where he is inside. There are actually two Harlequins in Castelia City who give you starters, to be sure to find both! The Pokémon this one can give you are as follows...





SPRING	SUMMER	AUTUMN	WINTER
			
<b>TORCHIC</b>	<b>BULBASAUR</b>	<b>TOTODILE</b>	<b>CHARMANDER</b>
Level 10	Level 10	Level 10	Level 10
Fire	Grass / Poison	Water	Fire
Available as Combusken in Route 6 Cave Grotto.	Available as Ivysaur in Lostlorn Forest Grotto.	Available as Croconaw in Route 5 Grotto.	Available as Charmeleon in Route 7 Grotto.

Please note that you can only receive one of these four starters from the Harlequin! To get the remaining three, you will need to find them individually in the Hidden Grottos. Exhaustive lists for the Hidden Grotto Pokémon encounters are listed in the Wild List document.

## THE THIRD STARTER GIFT – CASTELIA CITY



The left picture here shows the position of the building in which the Harlequin lies, and the right is where he is inside. There are actually two Harlequins in Castelia City who give you starters, to be sure to find both! The Pokémon this one can give you are as follows...

SPRING	SUMMER	AUTUMN	WINTER
			
<b>TURTWIG</b>	<b>MUDKIP</b>	<b>CHIMCHAR</b>	<b>CHIKORITA</b>
Level 10	Level 10	Level 10	Level 10
Grass	Water	Fire	Grass
Available as Grotle in Route 6 Field Grotto.	Available as Marstomp in Route 13 left Grotto.	Available as Monferno in Route 7 Grotto.	Available as Bayleef in Route 6 Field Grotto.

Please note that you can only receive one of these four starters from the Harlequin! To get the remaining three, you will need to find them individually in the Hidden Grottos. Exhaustive lists for the Hidden Grotto Pokémon encounters are listed in the Wild List document.

That's about it for the starter Pokémon. Now, on to the legendaries!

## LEGENDARY ACTIVATORS



The picture on the top left shows the Veteran in Humilau City's Pokémon Center. He'll be there from the start of the game, so you can access him as soon as you reach Humilau City (i.e. after your seventh badge). Talking to him will unlock most of the 580 base stat total legends that are new. To be specific, that is Articuno, Zapdos, Moltres, Raikou, Entei, Suicune, Tornadus, Thundurus and Keldeo.

For Kyogre and Groudon, you simply need to do the Heatran event. After battling Heatran, Kyogre and Groudon will both appear in their locations. That's all there is to it; the main link here exists simply because Groudon appears in the same map that Heatran does.

In the case of Registeel and Regice, you are able to get the Iron Key and Iceberg Key by talking to the female Veteran in one of the corners in the main room of the Sealed Chamber. Please note that Regirock itself will no longer give out any keys, but this new method allows you to obtain both keys on both versions, allowing you to get all three Regi and Regigigas as a result.

The picture on the bottom right shows a Veteran in Giant Chasm. This guy will only appear after you've battled the original Kyurem (i.e. the one that you can actually capture, not Black or White Kyurem). Talking to him will allow every other legendary not already mentioned to appear, including Mewtwo, Mew, Lugia, Ho-oh, Celebi, Latias, Latios, Rayquaza, Deoxys, Reshiram, Zekrom, Landorus, Meloetta, and Genesect.

Finally, there are no additional prerequisites to capture any of the originally existing legendaries in B2W2, as well as none for Arceus, Jirachi, Manaphy or Victini.

## #144 ARTICUNO



Articuno is encountered at Level 50. You can find it just outside Twist Mountain after talking to a Veteran in Humilau City's Pokémon Center.

## #145 ZAPDOS



Zapdos is encountered at Level 50. You can find it just outside Chargestone Cave after talking to a Veteran in Humilau City's Pokémon Center.

## #146 MOLTRES



Moltres is encountered at Level 50. You can find it on a ledge outside of Reversal Mountain after talking to a Veteran in Humilau City's Pokémon Center.

## #150 MEWTWO



Mewtwo is encountered at Level 75. You can find it in the basement of Wellspring Cave after talking to a Veteran in Giant Chasm after battling with the original Kyurem.

## #151 MEW



Mew is encountered at Level 65. You can find it atop the waterfall in Lostlorn Forest after talking to a Veteran in Giant Chasm after battling with the original Kyurem.



## #243 RAIKOU



Raikou is encountered at Level 50. You can find it in a small grove on Route 16 after talking to a Veteran in Humilau City's Pokémon Center.

## #244 ENTEI



Entei is encountered at Level 50. You can find it in the south-western part of the Desert Resort after talking to a Veteran in Humilau City's Pokémon Center.

## #245 SUICUNE



Suicune is encountered at Level 50. You can find it on a high point on Route 13 after talking to a Veteran in Humilau City's Pokémon Center.



## #249 LUGIA



Lugia is encountered at Level 75, found on the first floor of the Abyssal Ruins after talking to a Veteran in Giant Chasm after battling with the original Kyurem. Use the west entrance.

## #250 HO-OH



Ho-oh is encountered at Level 75. You can find it on the rooftop of Celestial Tower after talking to a Veteran in Giant Chasm after battling with the original Kyurem.

## #251 CELEBI



Celebi is encountered at Level 65. You can find it in Virizion's old habitat in Pinwheel Forest after talking to a Veteran in Giant Chasm after battling with the original Kyurem.

## #377 REGIROCK



Regirock is encountered at Level 65 in exactly the same place as the original Black 2 and White 2. Note that the Iron Key and Iceberg Key are obtained from an NPC instead.

## #378 REGICE



Regice is encountered at Level 65 in exactly the same place as the original Black 2 and White 2. Note that the Iron Key and Iceberg Key are obtained from an NPC instead.

## #379 REGISTEEL



Registeel is encountered at Level 65 in exactly the same place as the original Black 2 and White 2. Note that the Iron Key and Iceberg Key are obtained from an NPC instead.

## #380 LATIAS / #381 LATIOS



Latias and Latios have been moved from their original position at the Dreamyard to the outside of the Dragonspiral Tower, though they only appear there after talking to a Veteran who appears after catching Kyurem. They are both at Level 68, as normal.

## #382 KYOGRE



Kyogre is also found on the first floor of the Abyssal Ruins at Level 75. It'll show up there after you've had a battle with Heatran in Reversal Mountain.

## #383 GROUDON



Groudon is found in the same place as Heatran - Reversal Mountain - at Level 75. It will make an appearance after you've battled with Heatran in Reversal Mountain.

## #384 RAYQUAZA



Rayquaza makes an appearance in Dragonspiral Tower at Level 75. It'll show up after you talk to the Veteran who appears after defeating Kyurem.

## #385 JIRACHI



Jirachi takes the Lati twins' original place in the Dreamyard. It'll be there as soon as you enter it for the first time, appearing at Level 65 after the chase.

## #386 DEOXYS



Deoxys will make an appearance in the Giant Chasm after talking to the Veteran who appears after battling Kyurem. It'll show up at Level 68.

## #480 UXIE / #481 MESPRIT / #482 AZELF



The Sinnoh legendary trio work exactly the same as they do in the original Black 2 and White 2. As before, they each appear at Level 65.

## #483 DIALGA / #484 PALKIA



Both members of this duo will appear within Dragonspiral Tower after talking to the Veteran who appears after battling Kyurem. They both appear at Level 75.

## #485 HEATRAN



Heatran is the same as in Black 2 and White 2, and still appears at Level 68. However, battling Heatran is the key to unlocking Groudon and Kyogre!



## #486 REGIGIGAS



Regigigas is in Twist Mountain following the same rules as before. As with Black 2 and White 2, it appears at Level 68, and all three Regis are required for its capture.

## #487 GIRATINA



Giratina will also show up in Dragonspiral Tower after talking to the Veteran who appears after battling Kyurem. It'll enter the battle at Level 75.

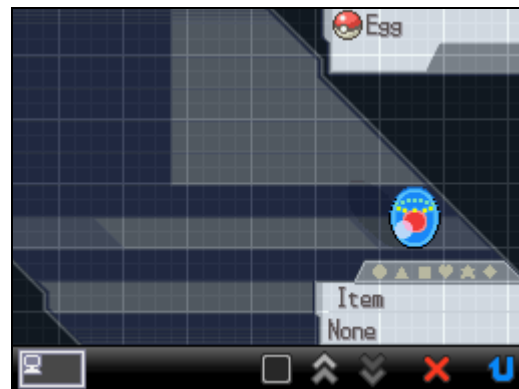
## #488 CRESSelia



Cresselia also follows the same system as in Black 2 and White 2, appearing again at Level 68. However, battling with her is the key to getting Darkrai!



## #490 MANAPHY



Manaphy's fairly easy to get. Just talk to the breeder in the gatehouse between Nacrene City and Route 3 and you'll get it automatically. It'll hatch after approx. 2,560 steps.

## #491 DARKRAI



After having battled with Cresselia, Darkrai will appear in the back room of the Strange House. Mimicking its counterpart, Darkrai will also appear at Level 68.

## #492 SHAYMIN



Once you've talked to the Veteran who appears after beating Kyurem, Shaymin will show up on a high riverbank on Route 14. It'll be at Level 65.

## #493 ARCEUS



A bit further down from its normal position, you can find Arceus in the Nature Preserve as a replacement to the Haxorus that was there in Black 2 and White 2. As a bonus - it's still a shiny Pokémon! This golden Arceus will appear to you at Level 80. It's not quite as eventful as Sacred Gold & Storm Silver's way of getting Arceus, unfortunately. Fifth generation scripting is a bit complicated at the moment for that...

## #494 VICTINI



Victini appears back within Liberty Tower Garden once more. The fun thing is, you can access it right from the start! So you're able to incorporate Victini into your main team, just as you could in the first Black & White games if you got the Liberty Ticket early enough. You'll also find Victini at Level 15, exactly the same as in the first Black and White games!

## #638 COBALION



Cobalion follows the same rules as before, appearing on Route 13. The main difference is that it will appear at Level 50 the first time.

## #639 TERRAKION



Terrakion follows the same rules as before, appearing on Route 22. The main difference is that it will appear at Level 50 the first time.

## #640 VIRIZION



Virizion follows the same rules as before, appearing on Route 11. The main difference is that it will appear at Level 50 the first time.

## #641 TORNADUS



Tornadus will show up on Route 6 after talking to a Veteran in the Humilau City Pokémon Center. It'll appear at Level 50. It's both shiny and in its Therian Forme.

## #642 THUNDURUS



Thundurus will show up on Route 9 after talking to a Veteran in the Humilau City Pokémon Center. It'll appear at Level 50. It's both shiny and in its Therian Forme.

## #643 RESHIRAM / #644 ZEKROM



In addition to their Dragonspiral roof appearance (now at Lv. 75), you can catch both in Dragonspiral Tower at Lv. 75 after talking to the post-Kyurem Veteran. And they're shiny!

## #645 LANDORUS



Landorus can be found in the Abundant Shrine after talking to the Veteran who appears after Kyurem is battled. It'll be at Level 70. It's both shiny and in its Therian Forme.

## #646 KYUREM



Kyurem follows the same rules as before, appearing in the Giant Chasm after battling the Reshiram or Zekrom on the top of Dragonspiral Tower, albeit it now appears at Level 75 in battle instead. Note that battling Kyurem is key to obtaining a lot of the legendaries! Once battled, a Veteran will show up just outside the room. Talk to him to reveal a lot of other legendaries around Unova.

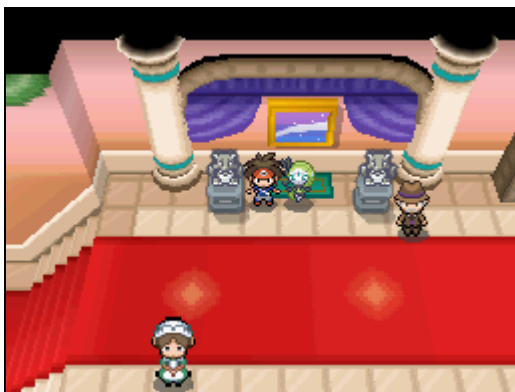


## #647 KELDEO



Keldeo makes an appearance in Pledge Grove after talking to the Veteran in the Humilau City Pokémon Center. Keldeo appears at Level 50.

## #648 MELOETTA



Meloetta appears in Nimbasa's Pokémon Musical theatre after talking to the post-Kyurem Veteran. It'll be at Level 65. You'd think it wouldn't appear in a public place, but...

## #649 GENESECT



Genesect will appear after talking to the post-Kyurem Veteran. It'll show up in the P2 Laboratory, at Level 70. Thanks to [csc-A7X](#) and [Pokegirl4ever](#) for the overworld sprite.